



# Manual TA

<https://tam.svemo.se/>

English

## Register new profile

The screenshot shows the SVEMO website interface. At the top, there is a black navigation bar with the SVEMO logo on the left and the following links on the right: "NAVIGATE TO START PAGE", "SVENSKA" (with a flag icon), "REGISTER NEW PROFILE" (with a plus icon and highlighted in yellow), and "SIGN IN" (with a right arrow icon). Below the navigation bar is a light green notification bar that says "Your language was changed!". The main content area starts with "WELCOME TO SVEMO TA". Below this is a dark blue banner with a calendar icon and the text "NYHETER" and "Klicka här för att se mer på vår hemsida". The main content is organized into a grid of buttons: "PROFILE" (with a person icon), "COMPETITIONS" (with a flag icon), "REGISTRATIONS" (with a person icon), "EDUCATIONS" (with a book icon), "RESULTS" (with a trophy icon), "LICENSES" (with a license card icon), and a shopping cart icon at the bottom right.



## REGISTER PROFILE

First name

Last name

Foreign (missing swedish personal ID number)

Birth date

Sex

Country

Federation

Email

Confirm email

[Complete registration](#)

[Return to Log in](#)

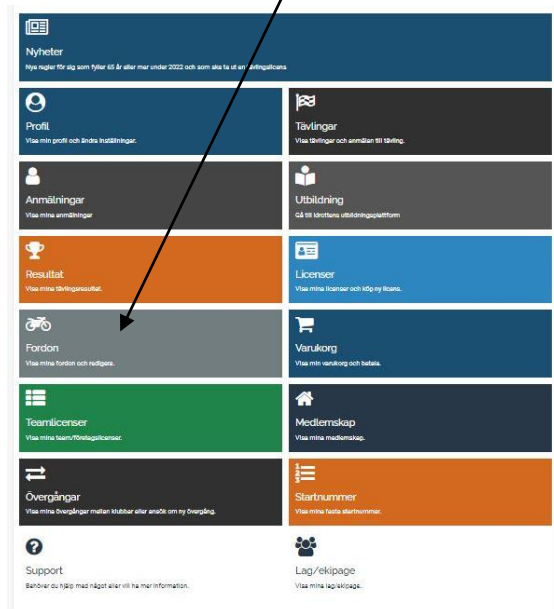
[Forgotten password](#)

**Fill in requested information.**

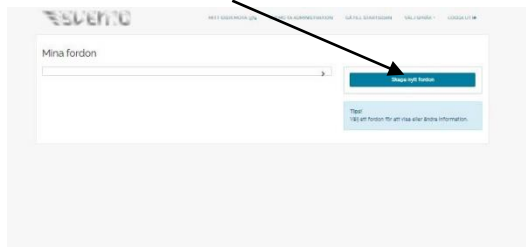


## 1. Register your Vehicle

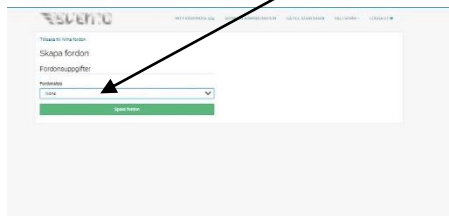
Click on the **vehicle** tab in your Svemo TA profile



## 2. Select Create new Vehicle



## 3. Select Equipment type "Boat"





#### 4. Select Branches **OFFSHORE**

**Fill in all lines**

**Brand name:** select **Other/Unspecified** and a free text field will open for you

enter the name of your manufacturer.

The screenshot shows a web form titled 'Skapa fordon' (Create vehicle) on the SVEMO website. The form is divided into several sections: 'Fordonstyp' (Vehicle type) with a dropdown menu set to 'Båt' (Boat); 'Grenar' (Branches) with a dropdown menu showing 'Rundbena', 'Acuabike', and 'Offshore' selected; 'Fabrikat/Tillverkare' (Manufacturer/Manufacturer) with a dropdown menu set to 'Övrigt/Ospecificerat' (Other/Unspecified); 'Fritext Fabrikat/Tillverkare' (Free text Manufacturer/Manufacturer) with an empty text input field; 'Modell' (Model) with an empty text input field; 'Årsmodell' (Year model) with an empty text input field; 'Båtfärg' (Boat color) with an empty text input field; 'Måtbrevsnummer' (Measurement certificate number) with an empty text input field; 'Motor' (Engine) with an empty text input field; and 'Fabrikat' (Manufacturer) with an empty text input field. At the bottom of the form is a green button labeled 'Spara fordon' (Save vehicle). Arrows from the text above point to the 'Grenar' dropdown, the 'Fritext Fabrikat/Tillverkare' field, and the 'Spara fordon' button.

Fill in all requested and finish with **SAVE VEHICLE**.

The vehicle is now saved on your profile and you will be able to select this when registering for competitions.

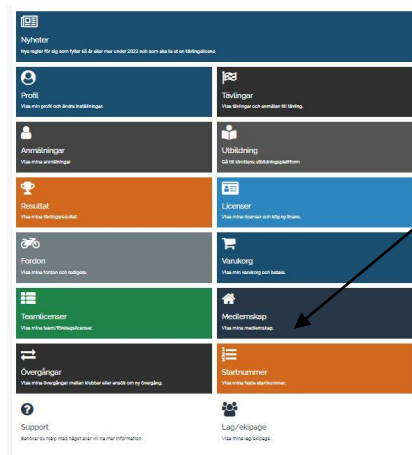
**Measurement certificate number :**



## 5. Start number

In order to participate in a competition, it is also required that you have a fixed start number for the season.

In your profile you can see your start number under the START NUMBER tab



The number or numbers that you have booked are displayed here.

### Startnummer

Offshore (2022)	
Gren	Offshore
Nummer	4
Sasong	2022
Startnummerklass	Offshore
Startnummertyp	Individuellt



## 6. Create your TEAM/EQUIPMENT

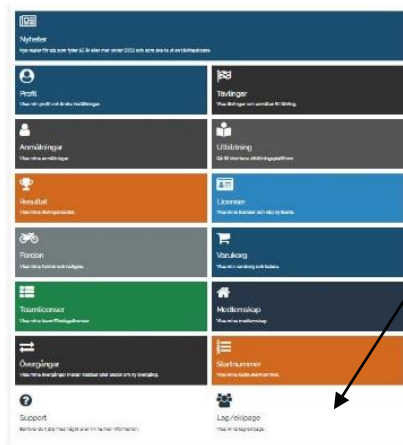
For those of you in offshore who have both a driver and a navigator, it is required that you create a team with all the people who intend to participate during a competition or a season. The people whom the driver intends to be navigators must be selected for the team. Navigators can be selected during later occasions in the driver's team.

The following basic functions must first be solved before the team can be created.

1. The driver's vehicle must be created and saved on the driver's profile
2. The driver must have a registered start number
3. Individuals who are to be part of the team must have a competition license

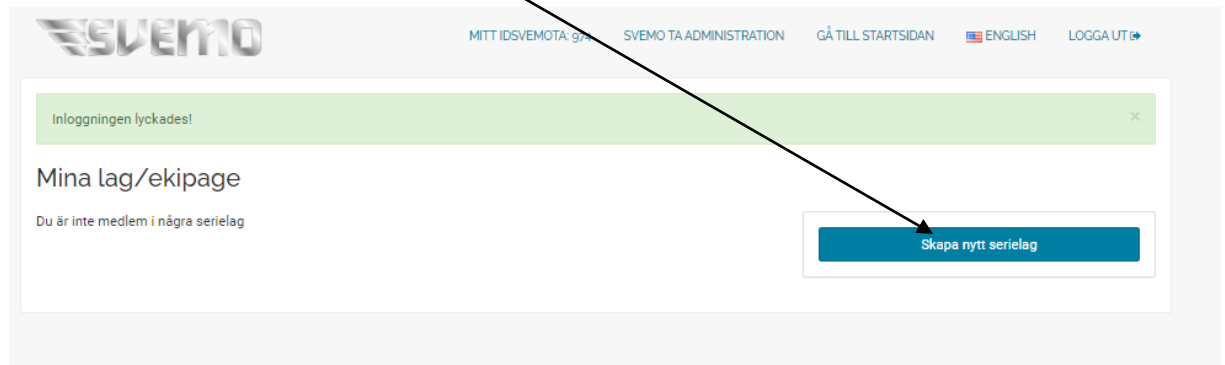
**When these are met, the team can be created.**

To create your crew, select the TEAM tab in your profile





## Select **Create new season team**



This is how you create your team that you select during registration

**Branch** - Here you select the branch Offshore

**Season** - Here you select the season

**Serie** - Here you select RM/SM Offshore

## Select Add Team Member





Select here who is the Driver in the Team, at the top of the box it will always be shown which role is added. Förare=Driver

When searching for a person, use IDSvemo TA (TAID) or social security number of the person to be selected to really be sure that the right person is selected.

The system has over 200,000 profiles so searching by name alone can sometimes be difficult.

Enter search information and finish with **SEARCH**

The person you searched for will now be displayed.

To select the person in the team, **click on the name**. (Have some browsing patience)

The person is now shown as the team leader and driver for the team. You then select the **start number class** Offshore. Then that number is displayed which the driver has as a fixed starting number that applies to the team

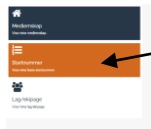




Now click the Add Team Member button again and repeat the process to register the navigator.

When you have added all the participants in the driver and navigator/navigators team, you finish by clicking **save**.

**The team page is now saved and appears in your profile under the Team/Equipment tab.**

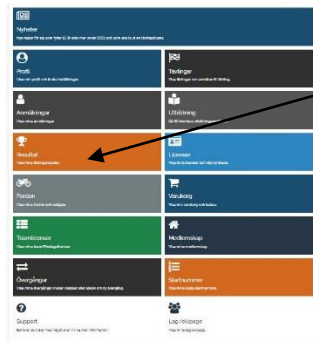


You can now use this equipment when registering for all upcoming competitions during the year in Offshore.

**Now you have a team and able to register it for a competition.**

## 7. Registration for competition

To register for the competition, go to the **REGISTRATIONS** tab in your Svemo TA profile.





## 8. Search for competition/ Press New competition registration

Click on the VIEW MORE SEARCH OPTIONS tab and select BRANCH and finish with search.

The screenshot shows a search interface for competitions. At the top, there is a search bar and a dropdown menu labeled "Visa fler sökalternativ". Below this, there are several filter options: "Från datum" (2022-05-11), "Till datum", "Gren" (Alla), "Serie" (Alla), "Arrangör" (Alla), and "Tävlingsskapa" (Alla). A "Sök" button is located at the bottom of the search area.

All upcoming competitions within the branch that are currently registered are now displayed.

Competitions that show the REGISTRATION OPEN/ANMÄLAN ÖPPEN icon can be entered.

Anmälan öppen

Contests that do not have this ICON are awaiting approval to open.

After searching for current offshore competitions, the events in the competition calendar that meet the requirements to be published are displayed.



Here we see that a competition is open for registration

To register for the competition, click on the name of the competition

Tävlingar

Tävlingsnamn

Visa fler sökalternativ

Rensa

Sök

Träning i Loftahammar, 2022-05-21 (Sportbåtsklubben)	Offshore
Vårrace, 2022-06-06 (Öregrunds RK)	Anmälan öppen Offshore
Smögen Offshore Race 2022, 2022-07-22 (Väst kustens Racing o MBK)	Offshore
Roslagsloppet, 2022-08-05 (Öregrunds RK)	Offshore
Nynäs Offshore Race, 2022-08-19 (Nynäshamns SS-Nynäshamns YC)	Offshore
Saltsjöloppet, 2022-09-03 (Sportbåtsklubben)	Offshore
Östhammars GP mot cancer, 2022-09-24 (Östhammars SS)	Offshore
Rekordförsök, 2022-10-08 (Öregrunds RK)	Offshore



Competition information and which competition classes are coming are now displayed

To register to a

Offshore - Click on Register team for competition

Aquabike - Click on Register for competition

Tillbaka till Tävlningar

### Tävlingsinformation

Vårserie  
2022-06-06

Gren	Offshore
Arrangör	Öregunds RK
Stans	Vårserie
Tävlingsstatus	Nationell/Internationell
Tävlingstyp	Offshore

Anmälningsdatum

Anmälan öppnar	2022-05-03 00:00:00
Efteranmälan från	Information saknas från arrangören
Anmälan till	Information saknas från arrangören
Anmälan stänger	2022-05-31 23:59:00

Tävlingsklasser

A (Offshore, >16)
B (Offshore, >16)
C (Offshore, >18)
J (Offshore, >13)
X (Offshore, >18)
? (Offshore)
K (Offshore, >16)
RA GP1 (Aquabike, >16)
RA GP3 (Aquabike, >16)
T (Offshore)
U (Offshore, >18)
UL (Offshore, >18)

Anmät till tävling

Anmät lag till tävling

Visa anmälningslista



## Registration

When you click on register team for competition, all competition classes for the competition are displayed. Select the class you want to participate in and select add

Anmälan till tävling Steg 1 / 4 Skicka anmälan

Valbara klasser

1	Lägstå ålder: 1 År Högsta ålder: 100 År Lagtyp: 1 Lagnamn/nummer: Samtliga lagmedlemmars efternamn <span>Lägg till</span>
A	Lägstå ålder: 16 År Högsta ålder: 100 År Lagtyp: A Lagnamn/nummer: Samtliga lagmedlemmars efternamn <span>Lägg till</span>
B	Lägstå ålder: 16 År Högsta ålder: 100 År Lagtyp: B Lagnamn/nummer: Samtliga lagmedlemmars efternamn <span>Lägg till</span>

When you have selected a class, it is displayed as Selected competition class then click the Next Step button

Anmälan till tävling Steg 1 / 4 Skicka anmälan

Vald tävlingssklass

A	Lägstå ålder: 16 År Högsta ålder: 100 År <span>Ta bort</span>
---	---

Valbara klasser

1	Lägstå ålder: 1 År Högsta ålder: 100 År Lagtyp: 1 Lagnamn/nummer: Samtliga lagmedlemmars efternamn <span>Lägg till</span>
---	---

Om du redan deltagit i en tävling tidigare kan du inte registrera dig.

If you have ONE team created, these drivers are included automatically when you sign up.

Driver and navigator are displayed

Proceed with your registration by clicking Next.

Are you part of several teams? Then start over and choose which team you want to register for the competition.





This view shows who is the team leader (the driver is then automatically selected as team leader)

Lagledare

Föregående steg      Steg 3 / 6      Nästa steg

Peter Isgren

Epost ta@svemo.se

Ta bort

Lägg till lagledare

Click the next step button to proceed

### Start number and vehicle

Here you select your starting number and the vehicle you intend to compete with.

Proceed by clicking next step

Övrig information

Föregående steg      Steg 4 / 6      Nästa steg

Startnummer 2 (Offshore)

Fordon Albin, 56465, 2019

Information till arrangör



The last step in the registration is where we specify who in the team pays the registration

As well as clicking on the button to **register a team** for the competition

Bekräfta anmälan

Föregående steg      Steg 6 / 6

Ange vem som ska betala laget

Peter Isgren

Produkter

A      300,00 kr

Att betala      300 kr

Anmäl lag till tävlingen

Avbryt

The team is now registered and the fee for the competition is due for payment in the shopping cart in the payer's profile.

Go to the shopping cart in the profile and pay the registration fee.